



Main Feature

1. Small size (29.2x12.8x20.4 in mm) produces a switching capacity up to 16A for high density P.C.Board mounting technique.
2. The contact form construction is 1A/1B/1C
3. The Surge Resistance of BPM3 series is 10,000V
4. Sealing Construction (Free from dust and solder flux):
BPM3-SS: Plastic Sealed Type.
5. The selection of plastic insulation material is designed for high temperature and provides better chemical solution performance.
6. RoHS Compliant.

Application

Air Conditioning, Fridge, Washing Machine, etc Household Appliances

Contact Rating

- Nominal Load(Resistive Load $\cos \phi = 1$)
Contact Capacity
BPM3-L/LM/LH/LMH.....16A at 250VAC
16A at 30VDC
- Max. Allowable Current
BPM3-L/LM/LH/LMH.....16A
- Max. Allowable Voltage
BPM3-L/LM/LH/LMH.....AC250V DV30V
- Max. Allowable Power Force
BPM3-L/LM/LH/LMH.....4,000VA 480W
- Contact Material..... Ag Alloy
- Contact Form..... SPDT & SPST

Performance (at Initial Value)

- Contact Resistance..... $\leq 50m\Omega$ at 6VDC/1A
- Operate Time.....10ms. Max
- Release Time..... 5ms. Max
- Dielectric Strength:
Between Coil & Contact.....5,000VAC at 50/60 Hz
for one minute
Between Contacts.....1,000VAC at 50/60 Hz
for one minute
- Surge Resistance.....10,000V (between Coil
& Contact 1.2x50 μs)
- Insulation Resistance.....1,000 Mega Ω Min. at
500VDC

- Max. On/Off Switching:
Electrical.....30 Ops per minute
Mechanical.....300 Ops per minute
- Temperature Range..... - 40~85°C
- Humidity Range.....5%~85% RH
- Coil Temperature Rise..... 35°C Maximum
- Vibration:
Endurance.....10 to 55 Hz dual
amplitude width 1.5mm
Error Operation.....10 to 55 Hz dual
amplitude width 1.5mm
- Shock:
Endurance..... 981m/s² Min
Error Operation..... 98.1m/s² Min
- Life Expectancy:
Electrical.....10⁵ Operations at
Rated Resistive
load
Mechanical.....10⁷ Operations at
No load condition
- Weight.....about 13g

Coil Specification (at 20 °C)

Coil Sensitivity	Nominal Voltage (VDC)	Nominal Current (mA)	Coil Resistance ($\Omega \pm 8\%$)	Power Consumption (W)	Pull-In Voltage (VDC)	Drop-Out Voltage (VDC)	Maximum Allowable Voltage (VDC)
BPM3-L BPM3-LM BPM3-LH BPM3-LMH	3	176.5	17	Abt. 0.54	75% Maximum	10% Minimum	130%
	5	108.7	46				
	6	89.6	67				
	9	60	150				
	12	44.4	270				
	24	21.8	1100				
	48	11.2	4270				

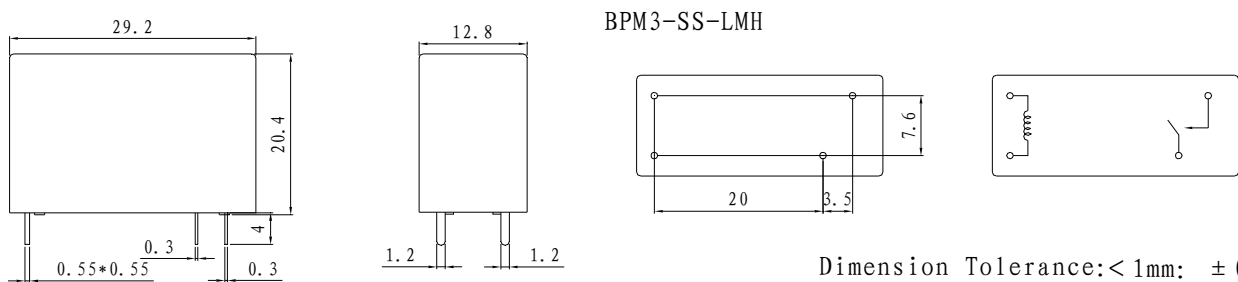
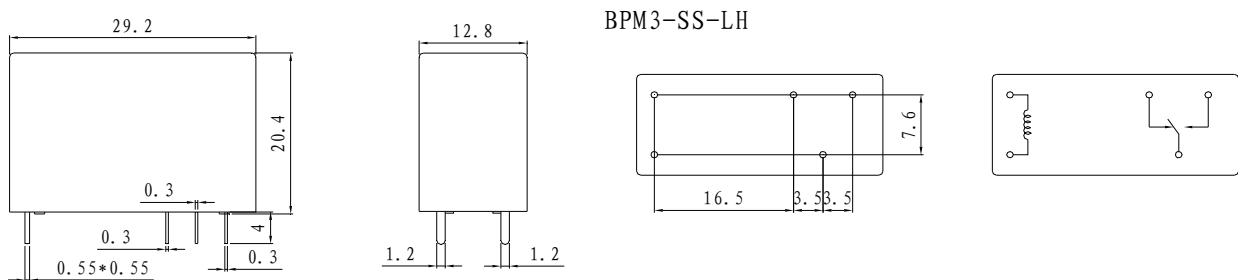
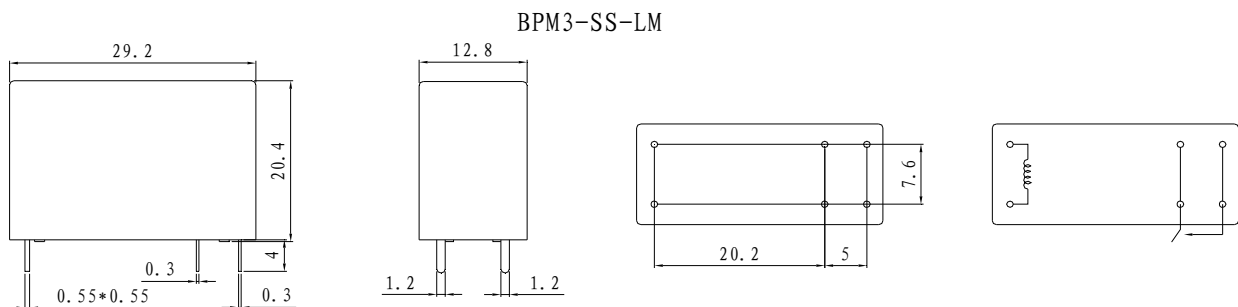
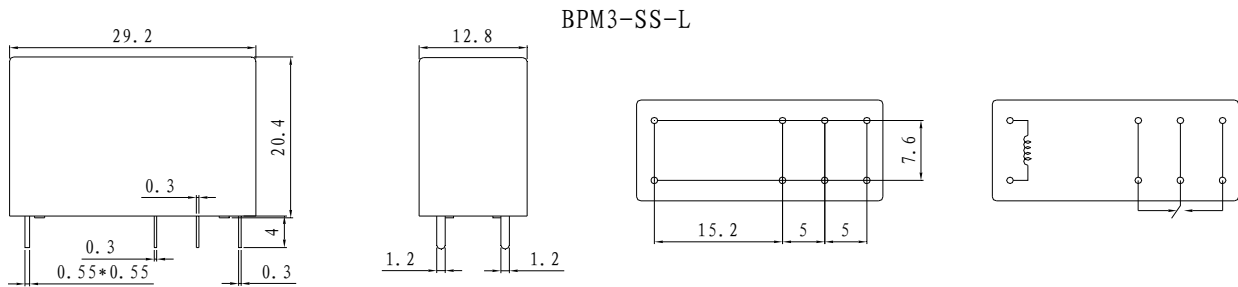
Ordering Information

BPM3	-	SS	-	1	12	L	M	H	Terminal: 3.5 Terminal
									Contact Form: Nil:One form C M:One form A B:One form B
									Coil Type: L:Standard DC Coil
									Coil Voltage: 03:3V, 05:5V,06:6V,09:9V 12:12V,24:24V,48:48V
									Number of Pole: 1:One Pole
									Type of Sealing: SS:Plastic Sealed Type
									Type: BPM3

Classificatio

Model	BPM3			
Coil Sensitivity	Standard DC Coil			
	1C		1A	
Plastic Sealed Type	BPM3-SS-1□□L	BPM3-SS-1□□LH	BPM3-SS-1□□LM	BPM3-SS-1□□LMH

Dimension



Dimension Tolerance: < 1mm: $\pm 0.2\text{mm}$
 1--5mm: $\pm 0.3\text{mm}$
 > 5mm: $\pm 0.5\text{mm}$